



THE STATE OF WELLBEING IN AUSTRALIAN SCHOOLS

Professor Emeritus Brian Caldwell
Managing Director and Principal Consultant
Educational Transformations

**Invited Introductory Address at a conference of Wellbeing in Schools
Australia (WISA), Adelaide Festival Centre, 9 November 2015**





WELLBEING INDICATOR FRAMEWORK (EDUCATION REVIEW OFFICE, NZ, 2013)

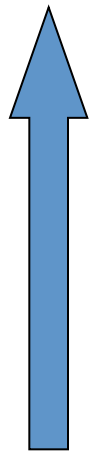
WELLBEING INDICATOR FRAMEWORK			
A Culture of Wellbeing: Values and Practice	Leadership	Partnerships	Improvement and responsiveness
Learning, Teaching and Curriculum			
Systems, People and Initiatives			





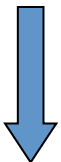
The analysis of student responses to the various statements in the SEWB survey indicated how the TSR had apparently influenced SEWB through:

increased:



- **self esteem and confidence,**
- **positive teacher-student relationships,**
- **social skills,**
- **self expression,**
- **love of learning,**
- **confidence towards school work**

decreased:



- **lack of control in anger, and**
- **stress and worry.**

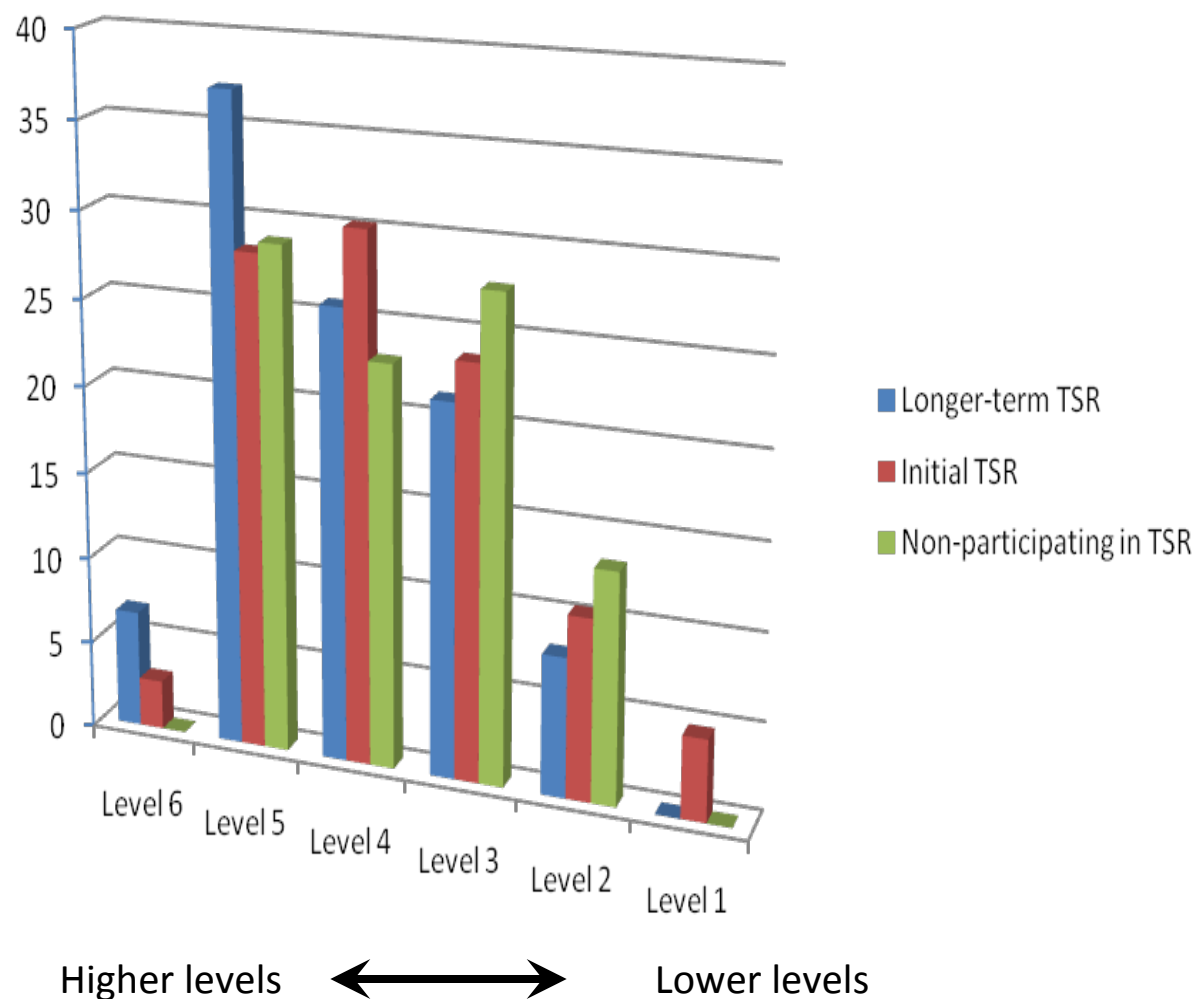
Summary of research findings

Social-Emotional Wellbeing



Engaging Young People
Through Creativity

Percentage of students at the highest levels of overall wellbeing (level 5 & 6) highest for longer-term TSR participation and lowest for those who had not participated in The Song Room



Summary of research findings

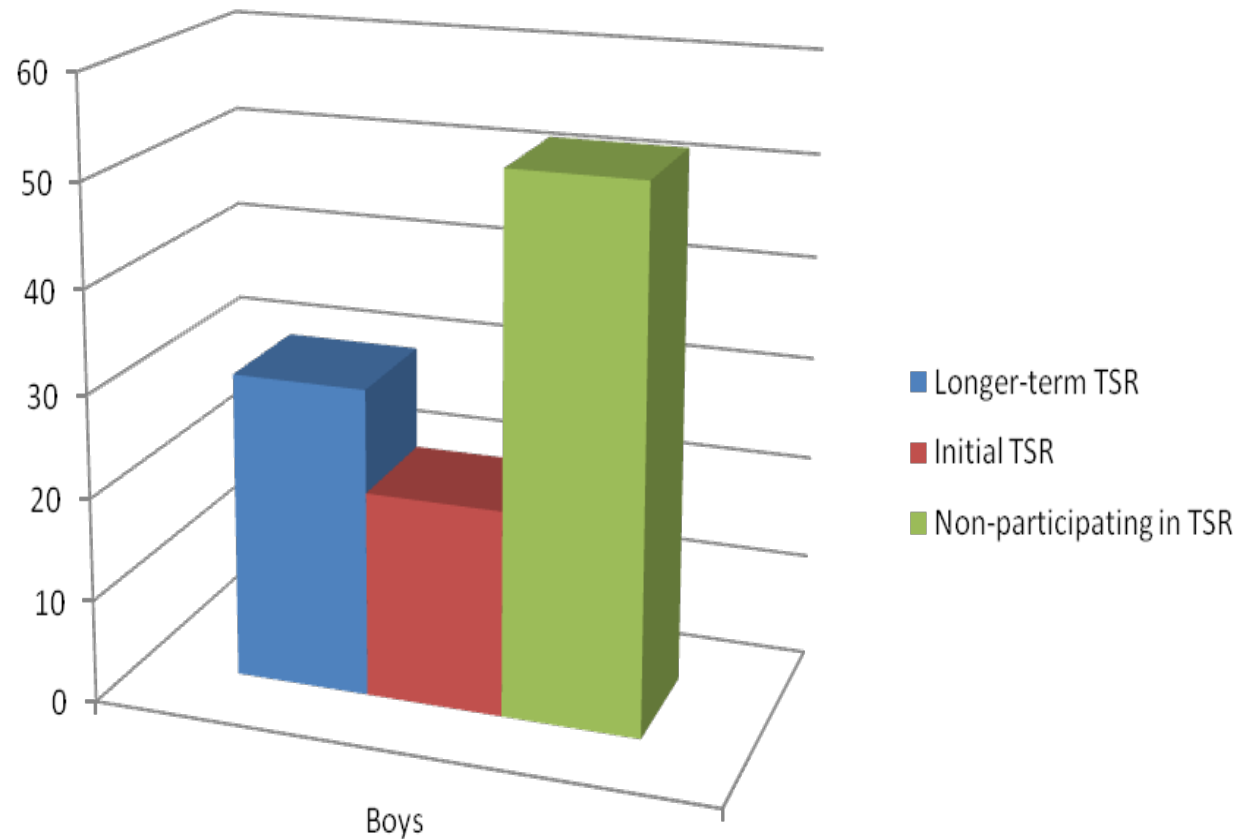
Stress



Engaging Young People
Through Creativity

Male students that participated in TSR showed significantly lower agreement with the statement 'I feel very stressed' ($p=0.002$) in comparison to male students who had not participated

Percentage of boys who agreed with the statement 'I feel very stressed'



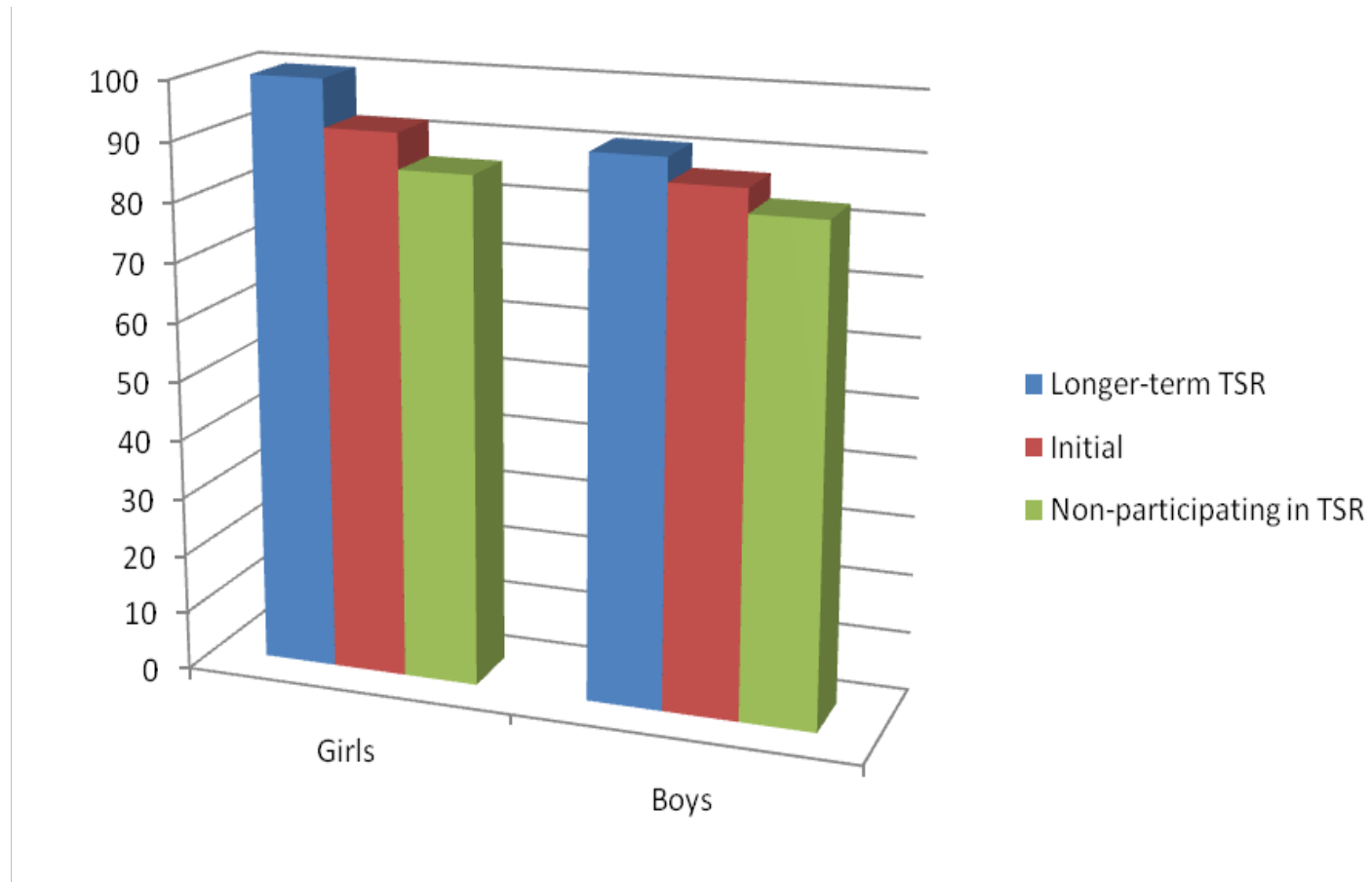
Summary of research findings

School engagement



Engaging Young People
Through Creativity

Percentage of students who agreed with the statement
'I get along with most of my teachers' according to gender and TSR participation



CHANGES IN MEASURES OF STUDENT ACHIEVEMENT AT SPECIMEN HILL PRIMARY SCHOOL FROM 2008 TO 2014 AS MEASURED BY RESULTS IN NAPLAN

Test	Year	Comparator	2008	2010	2012	2014
Reading	3	Similar				
		All				
	5	Similar				
		All				
Writing	3	Similar				
		All				
	5	Similar				
		All				
Spelling	3	Similar				
		All				
	5	Similar				
		All				
Grammar Punctuation	3	Similar				
		All				
	5	Similar				
		All				
Numeracy	3	Similar				
		All				
	5	Similar				
		All				
ICSEA			982	958	957	970

Colour coding

Substantially above	
Above	
Same as	
Below	
Substantially below	

LINKS BETWEEN DECISIONS AND ACTIONS IN SCHOOL IMPROVEMENT AND WELLBEING AND HIGHER LEVELS OF STUDENT ACHIEVEMENT AT SPECIMEN HILL

